

Community College Survey of Student Engagement - Okanagan College

2011 Frequency Distributions - Main Survey





[Weighted]

			College	
Item	Variable	Responses	Count	Percent
Item 1				
1. Did you begin college at this college or elsewhere?	ENTER	Started here	553	80.5
		Started elsewhere	134	19.5
		Total	687	100.0
Item 4: In your experiences at this college during the current school year, about how often have you done each of the following?				
4a. Asked questions in class or contributed to class discussions [ACTCOLL]	CLQUEST	Never	33	4.8
		Sometimes	256	37.3
		Often	215	31.3
		Very often	183	26.6
		Total	688	100.0
4b. Made a class presentation [ACTCOLL]	CLPRESEN	Never	207	30.2
		Sometimes	277	40.5
		Often	138	20.2
		Very often	62	9.1
		Total	685	100.0
4c. Prepared two or more drafts of a paper or assignment before turning it in [STUEFF]	REWROPAP	Never	121	17.9
		Sometimes	227	33.5
		Often	210	31.0
		Very often	119	17.6
		Total	678	100.0
4d. Worked on a paper or project that required integrating ideas or information from various sources [STUEFF]	INTEGRAT	Never	60	8.8
		Sometimes	178	26.2
		Often	289	42.5
		Very often	153	22.5
		Total	681	100.0
4e. Came to class without completing readings or assignments [STUEFF]	CLUNPREP	Never	140	20.6
		Sometimes	406	59.5
		Often	102	14.9
		Very often	34	5.0
		Total	683	100.0
4f. Worked with other students on projects during class [ACTCOLL]	CLASSGRP	Never	55	8.0
		Sometimes	228	33.2
		Often	284	41.3
		Very often	120	17.5
		Total	686	100.0

Community College Survey of Student Engagement - Okanagan College
2011 Frequency Distributions - Main Survey

[Weighted]

			College	
Item	Variable	Responses	Count	Percent
Item 4: In your experiences at this college during the current school year, about how often have you done each of the following?				
4g. Worked with classmates outside of class to prepare class assignments [ACTCOLL]	OCCGRP	Never	152	22.1
		Sometimes	242	35.3
		Often	183	26.7
		Very often	109	



Community College Survey of Student Engagement - Okanagan College

2011 Frequency Distributions - Main Survey

[Weighted]

			College	
Item	Variable	Responses	Count	Percent
Item 6: During the current school year, about how much reading and writing have you done at this college?				
6a. Number of assigned textbooks, manuals, books, or book-length packs of course readings [ACCHALL]	READASGN	None	6	0.9
		1 to 4	244	35.7
		5 to 10	258	37.8
		11 to 20	117	17.2
		More than 20	57	8.3
		Total	683	100.0
6b. Number of books read on your own (not assigned) for personal enjoyment or academic enrichment [STUEFF]	READOWN	None	175	25.8
		1 to 4	343	50.5
		5 to 10	86	12.6
		11 to 20	44	6.5
		More than 20	31	4.5
		Total	678	100.0
6c. Number of written papers or reports of any length [ACCHALL]	WRITEANY	None	51	7.5
		1 to 4	158	23.4
		5 to 10	236	34.8
		11 to 20	125	18.5
		More than 20		

Community College Survey of Student Engagement - Okanagan College

2011 Frequency Distributions - Main Survey

[Weighted]

			College	
Item	Variable	Responses	Count	Percent
Item 9: How much does this college emphasize each of the following?				
9b. Providing the support you need to help you succeed at this college [SUPPORT]	ENVSUPRT	Very little	37	5.5
		Some	174	25.7
		Quite a bit	293	43.2
		Very much	173	25.6
		Total	677	100.0
9c. Encouraging contact among students from different economic, social, and racial or ethnic backgrounds [SUPPORT]	ENVDIVRS	Very little	158	23.7
		Some	225	33.7
		Quite a bit	186	27.8
		Very much	99	14.8
		Total	667	100.0
9d. Helping you cope with your non-academic responsibilities (work, family, etc.) [SUPPORT]	ENVNACAD	Very little	339	50.8
		Some	211	31.6
		Quite a bit	89	13.3
		Very much	29	4.3
		Total	668	100.0
9e. Providing the support you need to thrive socially [SUPPORT]	ENVSOCAL	Very little	217	32.7
		Some	298	44.9
		Quite a bit	130	19.6
		Very much	19	2.9
		Total	664	100.0
9f. Providing the financial support you need to afford your education [SUPPORT]	FINSUPP	Very little	277	41.9
		Some	232	35.1
		Quite a bit	116	17.6
		Very much	36	5.4
		Total	661	100.0
9g. Using computers in academic work	ENVCOMP	Very little	30	4.5
		Some	134	19.9
		Quite a bit	230	34.1
		Very much	281	41.6
		Total	676	100.0
Item 10: About how many hours do you spend in a typical 7-day week doing each of the following?				
10a. Preparing for class (studying, reading, writing, rehearsing, doing homework, or other activities related to your program) [STUEFF]	ACADPR01	None	5	0.7
		1-5 hours	197	28.9
		6-10 hours	199	29.2
		11-20 hours	169	24.8
		21-30 hours	73	10.8
		More than 30 hours	38	5.6
		Total	681	100.0

**Community College Survey of Student Engagement - Okanagan College
2011 Frequency Distributions - Main Survey**

[Weighted]

Item	Variable	Responses	College	
			Count	Percent
Item 11: Mark the number that best represents the quality of your				

--	--	--	--	--

--	--	--	--	--

--	--	--	--	--

--	--	--	--	--

--	--	--	--	--

Community College Survey of Student Engagement - Okanagan College
2011 Frequency Distributions - Main Survey

[Weighted]

			College	
Item	Variable	Responses	Count	Percent
Item 12: How much has your experience at this college contributed to your knowledge, skills, and personal development in the following areas?				
12e. Thinking critically and analytically	GNANALY	Very little	35	5.2
		Some	153	22.7
		Quite a bit	305	45.3
		Very much	181	26.8
		Total	674	100.0
12f. Solving numerical problems	GNSOLVE	Very little	135	20.2
		Some	168	25.2
		Quite a bit	207	31.0
		Very much	158	23.7
		Total	669	100.0
12g. Using computing and information technology	GNCMPTS	Very little	91	13.5
		Some	201	29.8
		Quite a bit	232	34.4
		Very much	150	22.2
		Total	674	100.0
12h. Working effectively with others	GNOTHERS	Very little	59	8.8
		Some	215	32.0
		Quite a bit	272	40.5
		Very much	126	18.7
		Total	672	100.0
12i. Learning effectively on your own	GNINQ	Very little	50	7.3

Community College Survey of Student Engagement - Okanagan College

2011 Frequency Distributions - Main Survey

[Weighted]

			College	
Item	Variable	Responses	Count	Percent
Item 12: How much has your experience at this college contributed to your knowledge, skills, and personal development in the following areas?				
12l. Developing a personal code of values and ethics	GNETHICS	Very little	171	26.2
		Some	231	35.5
		Quite a bit	172	26.4
		Very much	77	11.9
		Total	651	100.0
12m. Contributing to the welfare of your community	GNCOMMUN	Very little	291	44.1
		Some	245	37.1
		Quite a bit	89	13.5
		Very much	35	5.2
		Total	659	100.0
12n. Developing clearer career goals	CARGOAL	Very little	111	16.6
		Some	199	29.6
		Quite a bit	234	35.0
		Very much	126	18.8
		Total	670	100.0
12o. Gaining information about career opportunities	GAINCAR	Very little	132	19.4
		Some	217	32.1
		Quite a bit	220	32.5
		Very much	108	16.0
		Total	678	100.0
Item 13.1: How often do you use the following services at this college?				

Community College Survey of Student Engagement - Okanagan College
2011 Frequency Distributions - Main Survey

[Weighted]

--	--	--	--	--

--	--	--	--	--

--	--	--	--	--

--	--	--	--	--

--	--	--	--	--

--	--	--	--	--

--	--	--	--	--

--	--	--	--	--

--	--	--	--	--

--	--	--	--	--

--	--	--	--	--

--	--	--	--	--

--	--	--	--	--

Community College Survey of Student Engagement - Okanagan College

2011 Frequency Distributions - Main Survey

[Weighted]

			College	
Item	Variable	Responses	Count	Percent
Item 18: Indicate which of the following are sources you use to pay your tuition at this college.				
18e. Student loans (bank, etc.)	STULOANS	Not a source	476	72.3
		Minor source	60	9.2
		Major source	122	18.5
		Total	658	100.0
18f. Public assistance	PUBASSIT	Not a source	592	90.4
		Minor source	29	4.5
		Major source	33	5.1
		Total	655	100.0
Item 19: Since high school, which of the following types of schools have you attended other than the one you are now attending?				
19. Proprietary (private) school or training program	PROPSCH	No response	613	89.1
		Response	75	10.9
		Total	688	100.0
19. Public vocational-technical school	VOCTECH	No response	641	93.1
		Response	47	6.9
		Total	688	100.0
19. Another community or technical college	COMMCOLL	No response	556	80.9
		Response	132	19.1
		Total	688	100.0
19. 4-year college or university	FOURYEAR	No response	557	80.9
		Response	131	19.1
		Total	688	100.0
19. None	NONE	No response	322	46.9
		Response	366	53.1
		Total	688	100.0
Item 20				

Community College Survey of Student Engagement - Okanagan College

2011 Frequency Distributions - Main Survey

[Weighted]

			College	
Item	Variable	Responses	Count	Percent
Item 21				
21. At this college, in what range is your overall college grade average?	GPA	Pass/fail classes only	2	0.3
		Do not have a GPA at this school	24	3.7
		C- or lower	5	0.7
		C	50	7.7
		B- to C+	155	23.5
		B	156	23.7
		A- to B+	176	26.7
		A	90	13.7
		Total	658	100.0
Item 22				
22. When do you most frequently take classes at this college?	TIMCLASS	Day classes (morning or afternoon)	585	87.6
		Evening classes	83	12.4
		Total	668	100.0
Item 23				
23. How many total credit hours have you earned at this college, not counting the courses you are currently taking this term?	TOTCHRS	None	167	26.1
		1-14 credits	151	23.5
		15-29 credits	142	22.1
		30-44 credits	97	15.2
		45-60 credits	54	8.5
		Over 60 credits	29	4.6
		Total	641	100.0
Item 24: At what other types of institutions are you taking classes this term?				
24. None	OTCLSNON	No response	96	13.9
		Response	592	86.1
		Total	688	100.0
24. High school	OTCLSHS	No response	667	97.0
		Response	21	3.0
		Total	688	100.0
24. Vocational/technical school	OTCLSVT	No response	681	99.0
		Response	7	1.0
		Total	688	100.0
24. Another community or technical college	OTCLSCC	No response	679	98.6
		Response	9	1.4
		Total	688	100.0

Community College Survey of Student Engagement - Okanagan College
2011 Frequency Distributions - Main Survey

[Weighted]

Item	Variable	Responses	College	
			Count	Percent
Item 35				
35. What is the highest academic credential you have earned?	HIACCRED	None	43	6.6
		High school diploma or GED	466	70.3
		Vocational/technical certificate	81	12.3
		Associate degree	37	5.6
		Bachelor's degree	28	4.2
		Master's/doctoral/professional degree	6	1.0
		Total	663	100.0
Item 36: What is the highest level of education obtained by your:				
36. Mother	MOTHEd	Not a high school graduate	66	10.8
		High school diploma or GED	158	25.9
		Some college, did not complete degree	105	17.2
		Associate degree	83	13.6
		Bachelor's degree	89	14.6
		Master's degree/1st professional	39	6.4
		Doctorate degree	1	0.2
		Unknown	69	11.4
		Total	609	100.0
36. Father	FATHEd	Not a high school graduate	124	20.2
		High school diploma or GED	130	21.2
		Some college, did not complete degree	68	11.2
		Associate degree	62	10.1
		Bachelor's degree	76	12.4
		Master's degree/1st professional	51	8.4
		Doctorate degree	20	3.2
		Unknown	81	13.2

