



2013 Frequency Distributions - Main Survey

[Weighted]

				College

--	--	--	--	--

--	--	--	--	--

--	--	--	--	--

--	--	--	--	--

--	--	--	--	--

--	--	--	--	--

--	--	--	--	--



Community College Survey of Student Engagement - Okanagan College (2013 Administration)

2013 Frequency Distributions - Main Survey

[Weighted]

Item	Variable	Responses	College	
			Count	Percent

--	--	--	--	--

--	--	--	--	--

--	--	--	--	--

--	--	--	--	--

--	--	--	--	--

--	--	--	--	--

--	--	--	--	--

**Community College Survey of Student Engagement - Okanagan College (2013 Administration)**

**2013 Frequency Distributions - Main Survey**

[Weighted]

			College	
Item	Variable	Responses	Count	Percent
Item 6: During the current school year, about how much reading and writing have you done at this college?				
6a. Number of assigned textbooks, manuals, books, or book-length packs of course readings [ACCHALL]	READASGN	None	9	1.3
		1 to 4	237	33.7
		5 to 10	266	37.9
		11 to 20	113	16.1
		More than 20	77	11.0
		Total	702	100.0

--	--	--	--	--

--	--	--	--	--

--	--	--	--	--

--	--	--	--	--

--	--	--	--	--



**Community College Survey of Student Engagement - Okanagan College (2013 Administration)**

**2013 Frequency Distributions - Main Survey**

[Weighted]

			College	
Item	Variable	Responses	Count	Percent
<b>Item 9: How much does this college emphasize each of the following?</b>				
9b. Providing the support you need to help you succeed at this college [SUPPORT]	ENVSUPRT	Very little	32	4.6
		Some	154	22.1
		Quite a bit	309	44.4
		Very much	201	28.8
		Total	697	100.0
9c. Encouraging contact among students from different economic, social, and racial or ethnic backgrounds [SUPPORT]	ENVDIVRS	Very little	100	14.9
		Some	237	35.5
		Quite a bit	226	33.8
		Very much	106	15.9
		Total	669	100.0
9d. Helping you cope with your non-academic responsibilities (work, family, etc.) [SUPPORT]	ENVNACAD	Very little	257	37.5
		Some	278	40.6
		Quite a bit	114	16.6
		Very much	36	5.3
		Total	686	100.0
9e. Providing the support you need to thrive socially [SUPPORT]	ENVSOCAL	Very little	204	29.8
		Some	287	42.0
		Quite a bit	159	23.2
		Very much	34	5.0
		Total	684	100.0
9f. Providing the financial support you need to afford your education [SUPPORT]	FINSUPP	Very little	232	34.4
		Some	264	39.1
		Quite a bit	133	19.7
		Very much	47	6.9
		Total	675	100.0
9g. Using computers in academic work	ENVCOMP	Very little	23	3.3
		Some	138	19.8
		Quite a bit	241	34.7
		Very much	293	42.2
		Total	695	100.0
<b>Item 10: About how many hours do you spend in a typical 7-day week doing each of the following?</b>				
10a. Preparing for class (studying, reading, writing, rehearsing, doing homework, or other activities related to your program) [STUEFF]	ACADPR01	None	7	0.9
		1-5 hours	226	32.4
		6-10 hours	223	32.0
		11-20 hours	139	20.0
		21-30 hours	60	8.6
		More than 30 hours	42	6.0
		Total	698	100.0

**Community College Survey of Student Engagement - Okanagan College (2013 Administration)**

**2013 Frequency Distributions - Main Survey**

[Weighted]

			College	
Item	Variable	Responses	Count	Percent
<b>Item 10: About how many hours do you spend in a typical 7-day week doing each of the following?</b>				
10b. Working for pay	PAYWORK	None	215	30.9
		1-5 hours	55	7.9
		6-10 hours	84	12.0
		11-20 hours	150	21.5
		21-30 hours	107	15.3
		More than 30 hours	87	12.4
		Total	698	100.0
10c. Participating in college-sponsored activities (organizations, campus publications, student government, intercollegiate or intramural sports, etc.)	COCURR01	None	551	79.2
		1-5 hours	108	15.6
		6-10 hours	22	3.1
		11-20 hours	9	1.4
		21-30 hours	2	0.3
		More than 30 hours	3	0.4
		Total	696	100.0
10d. Providing care for dependents living with you (parents, children, spouse, etc.)	CAREDE01	None	446	64.0
		1-5 hours	101	14.6
		6-10 hours	45	6.4
		11-20 hours	39	5.6
		21-30 hours	10	1.5
		More than 30 hours	56	8.0
		Total	698	100.0
10e. Commuting to and from classes	COMMUTE	None	66	9.4
		1-5 hours	461	66.2
		6-10 hours	115	16.5
		11-20 hours	41	5.9
		21-30 hours	7	0.9
		More than 30 hours	7	0.9
		Total	696	100.0
<b>Item 11: Mark the number that best represents the quality of your relationships with people at this college.</b>				
11a. Other students	ENVSTU	(1) Unfriendly, unsupportive, sense of alienation	4	0.6
		(2)	12	1.8
		(3)	26	3.7
		(4)	96	13.7
		(5)	129	18.5
		(6)	217	31.1
		(7) Friendly, supportive, sense of belonging	214	30.7
		Total	698	100.0



Community College Survey of Student Engagement - Okanagan College (2013 Administration)

2013 Frequency Distributions - Main Survey

[Weighted]

			College	
Item	Variable	Responses	Count	Percent

--	--	--	--	--


--	--	--	--	--

--	--	--	--	--

--	--	--	--	--



--	--	--	--	--

**Community College Survey of Student Engagement - Okanagan College (2013 Administration)**

**2013 Frequency Distributions - Main Survey**

[Weighted]

			College	
Item	Variable	Responses	Count	Percent
<b>Item 12: How much has your experience at this college contributed to your knowledge, skills, and personal development in the following areas?</b>				
12e. Thinking critically and analytically	GNANALY	Very little	29	4.3
		Some	158	23.0
		Quite a bit	302	43.9
		Very much	199	28.9
		Total	689	100.0
12f. Solving numerical problems	GNSOLVE	Very little	169	24.7
		Some	194	28.3
		Quite a bit	203	29.6
		Very much	119	17.4
		Total	685	100.0
12g. Using computing and information technology	GNCMPTS	Very little	94	13.6
		Some	192	27.9
		Quite a bit	230	33.5
		Very much	172	25.1
		Total	688	100.0
12h. Working effectively with others	GNOTHERS	Very little	29	4.1
		Some	192	



**Community College Survey of Student Engagement - Okanagan College (2013 Administration)**

**2013 Frequency Distributions - Main Survey**

[Weighted]

			College	
Item	Variable	Responses	Count	Percent
<b>Item 12: How much has your experience at this college contributed to your knowledge, skills, and personal development in the following areas?</b>				
12l. Developing a personal code of values and ethics	GNETHICS	Very little	145	21.2
		Some	236	34.6
		Quite a bit	181	26.6
		Very much	120	17.6
		Total	682	100.0
12m. Contributing to the welfare of your community	GNCOMMUN	Very little	234	34.1
		Some	281	41.0
		Quite a bit	115	16.8
		Very much	55	8.0
		Total	685	100.0
12n. Developing clearer career goals	CARGOAL	Very little	94	13.7
		Some	213	31.0
		Quite a bit	220	32.0
		Very much	159	23.2
		Total	686	





**Community College Survey of Student Engagement - Okanagan College (2013 Administration)**

**2013 Frequency Distributions - Main Survey**

[Weighted]

			College	
Item	Variable	Responses	Count	Percent
Item 13.1: How often do you use the following services at this college?				
13.1d. Peer or other tutoring [STUEFF]	USETUTOR	Don't know/N.A.	201	30.2
		Rarely/Never	348	52.4
		Sometimes	92	13.8
		Often	24	3.6
		Total	664	100.0
13.1e. Skill labs (writing, math, etc.) [STUEFF]	USELAB	Don't know/N.A.	178	26.6
		Rarely/Never	246	36.7





**Community College Survey of Student Engagement - Okanagan College (2013 Administration)**

**2013 Frequency Distributions - Main Survey**

[Weighted]

			College	
Item	Variable	Responses	Count	Percent
<b>Item 13.2: How satisfied are you with the following services at this college?</b>				
13.2g. Financial aid advising	SATFAADV	N.A.	369	57.9
		Not at all	86	13.5
		Somewhat	114	17.9
		Very	68	10.6
		<b>Total</b>	<b>637</b>	<b>100.0</b>
13.2h. Computer lab	SATCOMLB	N.A.	132	20.7
		Not at all	39	6.2
		Somewhat	229	35.9
		Very	239	37.3
		<b>Total</b>	<b>640</b>	<b>100.0</b>
13.2i. Student organizations	SATSTORG	N.A.	361	58.0
		Not at all	57	9.1
		Somewhat	144	23.2
		Very	60	9.7
		<b>Total</b>	<b>622</b>	<b>100.0</b>
13.2j. Transfer credit assistance	SATTRCRD	N.A.	383	59.8
		Not at all	64	10.0
		Somewhat	135	21.1
		Very	58	9.1
		<b>Total</b>	<b>640</b>	<b>100.0</b>
13.2k. Services to students with disabilities	SATDISAB	N.A.	493	78.5
		Not at all	36	5.8
		Somewhat	51	8.1
		Very	47	7.5
		<b>Total</b>	<b>628</b>	<b>100.0</b>
<b>Item 13.3: How important are the following services to you at this college?</b>				
13.3a. Academic advising/planning	IMPACAD	Not at all	110	16.5
		Somewhat	245	36.9
		Very	310	46.6
		<b>Total</b>	<b>665</b>	<b>100.0</b>
13.3b. Career counseling	IMPCACOU	Not at all	156	23.8
		Somewhat	217	33.2
		Very	282	43.0
		<b>Total</b>	<b>655</b>	<b>100.0</b>
13.3c. Job placement assistance	IMPJOBPL	Not at all	222	34.8
		Somewhat	193	30.3
		Very	223	34.9
		<b>Total</b>	<b>638</b>	<b>100.0</b>



Community College Survey of Student Engagement - Okanagan College (2013 Administration)

2013 Frequency Distributions - Main Survey

[Weighted]

			College	
Item	Variable	Responses	Count	Percent
<b>Item 14: How likely is it that the following issues would cause you to withdraw from class or from this college?</b>				
14b. Caring for dependents	CAREDEP	Not likely	337	48.6
		Somewhat likely	173	24.9
		Likely	118	17.0
		Very likely	66	9.5
		<b>Total</b>	<b>694</b>	<b>100.0</b>
14c. Academically unprepared	ACADUNP	Not likely	378	54.8
		Somewhat likely	185	26.8
		Likely	84	12.1
		Very likely	43	6.2
		<b>Total</b>	<b>690</b>	<b>100.0</b>
14d. Lack of finances	LACKFIN	Not likely	174	25.1
		Somewhat likely	172	24.9
		Likely	162	23.5
		Very likely	183	26.5
		<b>Total</b>	<b>691</b>	<b>100.0</b>
14e. Transfer to a 4-year college or university	TRANSFER	Not likely	281	40.8
		Somewhat likely	116	16.9
		Likely	113	16.5
		Very likely	178	25.9
		<b>Total</b>	<b>689</b>	<b>100.0</b>
<b>Item 15</b>				
15. How supportive are your friends of your attending this college?	FRNDSUPP	Not very	23	3.3
		Somewhat likely	93	13.4
		Quite a bit	224	32.3
		Extremely	353	51.0
<b>Item 16</b>				
16. How supportive is your immediate family of your attending this college?				










--	--



Community College Survey of Student Engagement - Okanagan College (2013 Administration)

2013 Frequency Distributions - Main Survey

[Weighted]

			College	
Item	Variable	Responses	Count	Percent
<b>Item 35</b>				
35. What is the highest academic credential you have earned?	HIACCRED	None	45	6.5
		High school diploma or GED	473	68.8
		Vocational/technical certificate	82	12.0
		Associate degree	47	6.8
		Bachelor's degree	36	5.2
		Master's/doctoral/professional degree	5	0.7
Total			687	100.0
<b>Item 36: What is the highest level of education obtained by your:</b>				
36. Mother				

Item 35: What is the highest academic credential you have earned? (Item) Tj ET BT /TT4 7 Tf 75.36 522.72 Td (36:)9g2pRG 0.48 w Tf 76f 60 506.347.52 0ET BT /TT4F BT /TIOTHREDHighgraducertificate