

# BC Student Outcomes



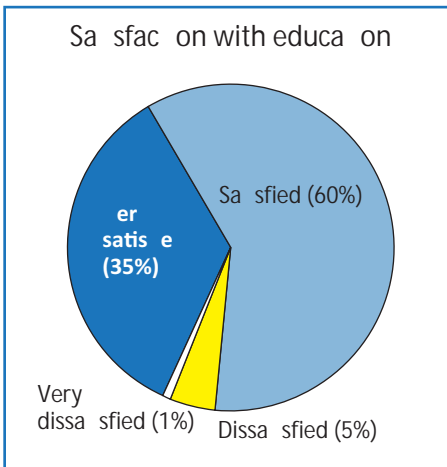




of those who responded to the question said they had debt; the median amount for those who borrowed was \$20,000.

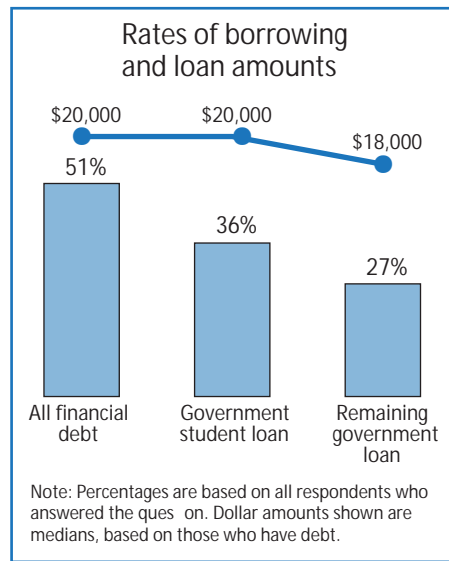
Over one-third (36 percent) of respondents said they had incurred government sponsored student loan debt. The median amount for those who had this type of debt was \$20,000. Respondents were also asked to estimate the amount of government student loan they had remaining at the time they were surveyed—23 percent of those who had a government loan had repaid it in full.

Similarly, 95 percent said they were *very satisfied* or *satisfied* with the education they received from their program of study.



## Student finances

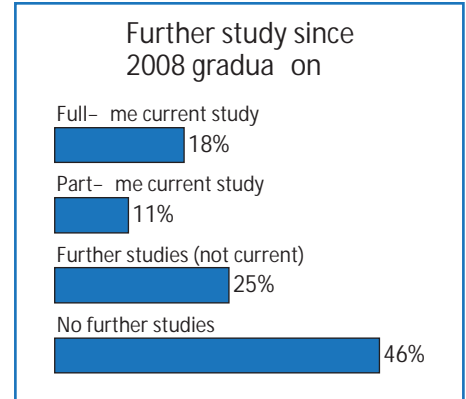
BGS respondents were asked to estimate the amount of debt—from student loans or other sources—they incurred to cover education and living expenses associated with the education program they completed in 2008. Slightly more than half



## Further education

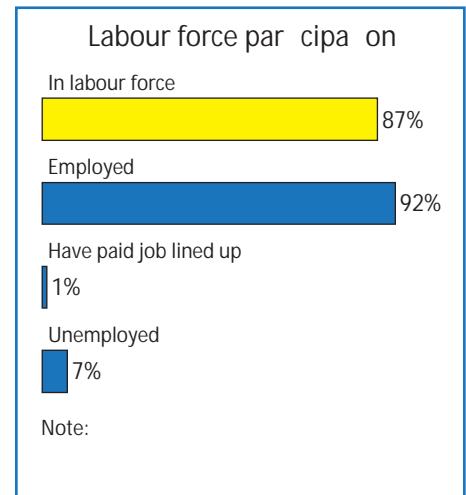
At the time of the survey, over half of the graduates said they had taken other formal post-secondary education or training. More than half of those respondents were currently studying and of those students, almost two-thirds were attending full-time.

The students who were enrolled in degree programs were asked if their earlier program had prepared them academically for their current studies—87 percent said they had been *very well* or *well prepared*.



## Labour force participation

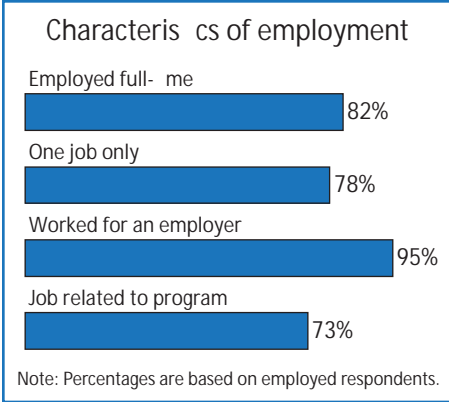
The majority of the graduates surveyed were in the labour force, that is, employed or looking for work. The unemployment rate was relatively low at 7 percent.



Employed respondents were likely to be working full-time in a position paid by an employer—5 percent were self-employed, while 6 percent worked for an employer and were self-employed. Almost three-quarters of those with a job said it was *very* or *somewhat related* to the program they graduated from.

The median annual salary for employed respondents was \$45,000; for those with full-time employment, it was \$48,000. (Salary amounts are based on main job, for those who had more than one.)





A large majority of employed respondents said the knowledge, skills, and abilities they acquired during their baccalaureate education were useful to them in their work: 85 percent said they were *very useful* or *useful*.

### Former diploma, associate degree, and certificate students

Almost four-fifths (79 percent) of former students surveyed had taken Applied programs, which are intended to lead to employment in a specific field, such as business management, communications, or health technology. Included in the Applied category are trades Foundation or pre-apprenticeship training programs; 19 percent of respondents had taken this type of training. Over 60 percent of the credentials associated with Applied programs were certificates (6 to 12 month).

Over one-fifth of the survey respondents had been in Arts and Sciences programs—programs that typically lead to further study. Roughly half of the former Arts and Sciences students had taken diploma programs, and just under half had been in associate degree or university transfer programs (12 to 24 month programs).

At the time of the survey, the median age of all respondents was 24. There were differences by gender: female respondents tended to be older, with a median age of

## Diploma, Associate Degree, and Certificate Student Outcomes

*The 2010 Diploma, Associate Degree, and Certificate Student Outcomes (DACSO) Survey was conducted January to June 2010. The survey targeted former students who had completed or nearly completed their programs 9 to 20 months previously—15,612 former students from 20 of B.C.'s public post-secondary institutions participated by telephone or online. The overall response rate for the survey was 60 percent.*

Almost half (49 percent) of all the former students who responded to the survey had been in certificate programs, while 40 percent had taken diploma programs. Only 11 percent of respondents overall had been enrolled in associate degree or university transfer programs.





# Labour force participation

Former Arts and Sciences students,





17 percent of those not born in Canada were Canadian citizens and a large majority were permanent residents.

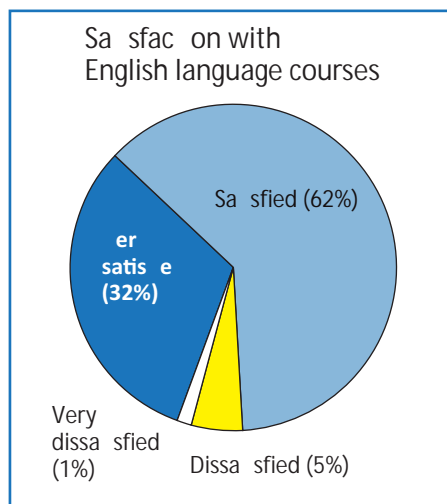
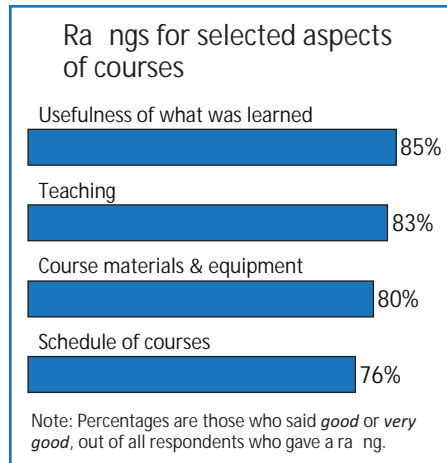
The former students who were born outside of Canada often had high levels of previous post-secondary education: 72 percent had studied at the post-secondary level and 50 percent had a bachelor's degree or higher. Of all respondents, 62 percent had taken previous English language training.

### Educational evaluation

Former students were asked to rate the helpfulness of their courses with regard to development of English skills: writing, reading, listening, and speaking. Most respondents said they found their courses to be *helpful* or *very helpful*. They were most likely to give high ratings to the help received to develop writing skills.

Former students were asked to rate aspects of their training—a large majority said the usefulness of what they learned was *very good* or *good*. The quality of teaching received a *very good* or *good* rating from 83 percent of respondents.

Survey respondents rated their overall satisfaction with the English language training courses they took—94 percent said they were *very satisfied* or *satisfied*.

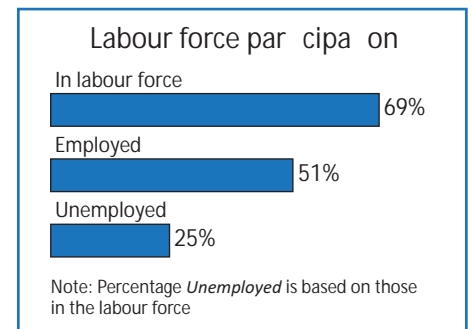


A majority of 82 percent said their courses were *very helpful* or *helpful* to them in achieving their most important goal for enrolling.

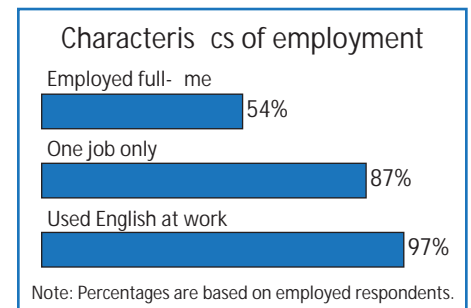
pared for the studies they enrolled in after leaving their ESL courses.

### Labour force participation

At the time of the survey, 69 percent of former students were in the labour force, that is, employed or looking for work. The rate of labour force participation is similar to the rate of the DACSO former Arts and Sciences students and reflects ESL students' high level of participation in further education.



For those who were employed, over half were employed full-time, most had only one job, and almost all used English at work. The median salary was \$12.00. (This amount includes part-time employment and is calculated for main job only.)



The employed respondents who said they used English at work were asked if their ESL training had helped them to use the language in their workplace. Over three-quarters (76 percent) said they found their training *very helpful* or *helpful* in using English at work.

